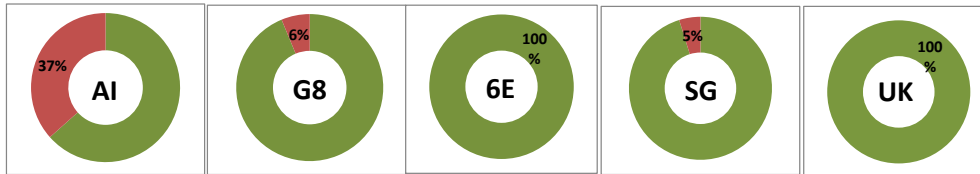


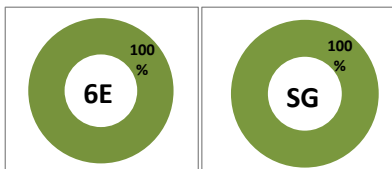
JUNE 2020 DEPARTURES (0300 - 0900)

AIRLINES	TOTAL DEPARTURES	FLIGHTS ON TIME (STD + 15 min)	FLIGHTS DELAYED (STD + MORE THAN 15 Min)	% ON TIME	% DELAYED	NUMBER OF FLIGHTS DELAYED DUE TO										TOTAL DEPARTURES
						AIRLINES					AIRPORT		WEATHER		ATC	
						PASSENGER & BAGGAGE HANDLING (IATA CODES 11-18)	AIRCRAFT & RAMP HANDLING (IATA CODES 31-39)	TECHNICAL, AUTOMATED EQUIPMENT FAILURE (IATA CODES 41-48)	OPERATIONS, CREW (IATA CODES 61-69)	REACTIONARY REASONS (IATA CODES 91-96)	AIRPORT FACILITIES (IATA CODES 87,89)	AIRPORT SECURITY (IATA CODE 85)	DESTINATION AIRPORT BELOW MINIMA (IATA CODE 72)	DEPARTURE AERODROME BELOW MINIMA (IATA CODE 71)	ATFM (IATA CODES 81-84)	
AI	41	26	15	63%	37%	0.00	0.00	1.00	4.00	6.00	0.00	0.00	4.00	0.00	0.00	15
G8	48	45	3	94%	6%	0.00	0.00	0.00	0.00	3.00	0.00	0.00	0.00	0.00	0.00	3
6E	99	99	0	100%	0%	0.00	0.00	0.00	0.00	0.00	0.00	0.00	0.00	0.00	0.00	0
I5	0	0	0	0%	0%	0.00	0.00	0.00	0.00	0.00	0.00	0.00	0.00	0.00	0.00	0
SG	104	99	5	95%	5%	2.00	0.00	0.00	1.00	0.00	0.00	1.00	0.00	0.00	1.00	5
UK	3	3	0	100%	0%	0.00	0.00	0.00	0.00	0.00	0.00	0.00	0.00	0.00	0.00	0
2T	0	0	0	0%	0%	0.00	0.00	0.00	0.00	0.00	0.00	0.00	0.00	0.00	0.00	0
	295	272	23	92%	8%											



JUNE 2020 ARRIVALS (0300 - 0900)

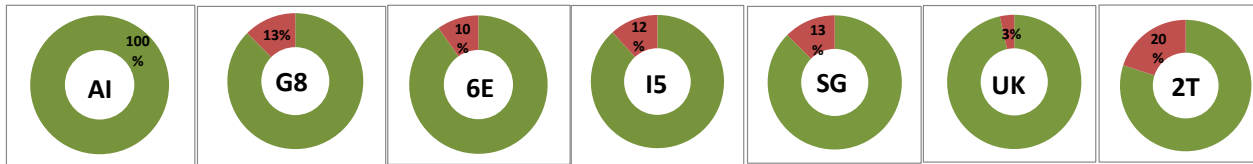
AIRLINES	TOTAL ARRIVALS	FLIGHTS ON TIME (STA + 15 min)	FLIGHTS DELAYED (STA + MORE THAN 15 Min)	% ON TIME	% DELAYED	NUMBER OF FLIGHTS DELAYED DUE TO										TOTAL ARRIVAL
						AIRLINES					AIRPORT		WEATHER		ATC	
						PASSENGER & BAGGAGE HANDLING (IATA CODES 11-18)	AIRCRAFT & RAMP HANDLING (IATA CODES 31-39)	TECHNICAL, AUTOMATED EQUIPMENT FAILURE (IATA CODES 41-48)	OPERATIONS, CREW (IATA CODES 61-69)	REACTIONARY REASONS (IATA CODES 91-96)	AIRPORT FACILITIES (IATA CODES 87,89)	AIRPORT SECURITY (IATA CODE 85)	DESTINATION AIRPORT BELOW MINIMA (IATA CODE 72)	DEPARTURE AERODROME BELOW MINIMA (IATA CODE 71)	ATFM (IATA CODES 81-84)	
AI	0	0	0	0%	0%	-	-	-	-	-	-	-	-	-	-	-
G8	0	0	0	0%	0%	-	-	-	-	-	-	-	-	-	-	-
6E	34	34	0	100%	0%	-	-	-	-	-	-	-	-	-	-	-
I5	0	0	0	0%	0%	-	-	-	-	-	-	-	-	-	-	-
SG	9	9	0	100%	0%	-	-	-	-	-	-	-	-	-	-	-
UK	0	0	0	0%	0%	-	-	-	-	-	-	-	-	-	-	-
2T	0	0	0	0%	0%	-	-	-	-	-	-	-	-	-	-	-
	43	43	0	100%	0%											



Delay Percentage

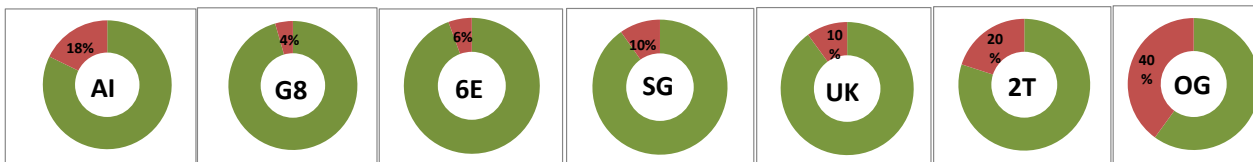
JUNE 2020 DEPARTURES (0900 - 1500)

AIRLINES	TOTAL DEPARTURES	FLIGHTS ON TIME (STD + 15 min)	FLIGHTS DELAYED (STD + MORE THAN 15 Min)	% ON TIME	% DELAYED	NUMBER OF FLIGHTS DELAYED DUE TO										TOTAL DEPARTURES
						AIRLINES					AIRPORT		WEATHER		ATC	
						PASSENGER & BAGGAGE HANDLING (IATA CODES 11-18)	AIRCRAFT & RAMP HANDLING (IATA CODES 31-39)	TECHNICAL, AUTOMATED EQUIPMENT FAILURE (IATA CODES 41-48)	OPERATIONS, CREW (IATA CODES 61-69)	REACTIONARY REASONS (IATA CODES 91-96)	AIRPORT FACILITIES (IATA CODES 87,89)	AIRPORT SECURITY (IATA CODE 85)	DESTINATION AIRPORT BELOW MINIMA (IATA CODE 72)	DEPARTURE AERODROME BELOW MINIMA (IATA CODE 71)	ATFM (IATA CODES 81-84)	
AI	5	5	0	100%	0%	0.00	0.00	0.00	0.00	0.00	0.00	0.00	0.00	0.00	0.00	0
G8	72	63	9	88%	13%	0.00	0.00	0.00	0.00	9.00	0.00	0.00	0.00	0.00	0.00	9
6E	225	203	22	90%	10%	1.00	1.00	0.00	8.00	7.00	5.00	0.00	0.00	0.00	0.00	22
I5	17	15	2	88%	12%	0.00	0.00	0.00	0.00	2.00	0.00	0.00	0.00	0.00	0.00	2
SG	104	91	13	88%	13%	3.00	1.00	1.00	2.00	6.00	0.00	0.00	0.00	0.00	0.00	13
UK	58	56	2	97%	3%	0.00	0.00	0.00	1.00	1.00	0.00	0.00	0.00	0.00	0.00	2
2T	5	4	1	80%	20%	0.00	0.00	0.00	0.00	1.00	0.00	0.00	0.00	0.00	0.00	1
OG	0	0	0	0%	0%	0.00	0.00	0.00	0.00	0.00	0.00	0.00	0.00	0.00	0.00	0
	486	437	49	90%	10%											



JUNE 2020 ARRIVALS (0900 - 1500)

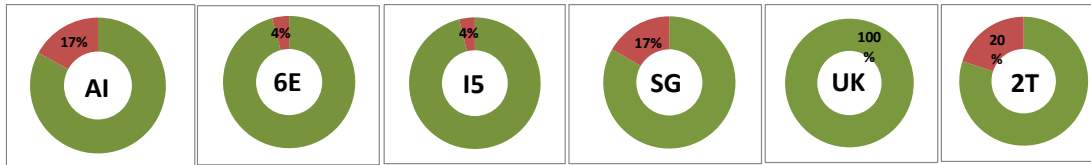
AIRLINES	TOTAL ARRIVALS	FLIGHTS ON TIME (STA + 15 min)	FLIGHTS DELAYED (STA + MORE THAN 15 Min)	% ON TIME	% DELAYED	NUMBER OF FLIGHTS DELAYED DUE TO										TOTAL ARRIVAL
						AIRLINES					AIRPORT		WEATHER		ATC	
						PASSENGER & BAGGAGE HANDLING (IATA CODES 11-18)	AIRCRAFT & RAMP HANDLING (IATA CODES 31-39)	TECHNICAL, AUTOMATED EQUIPMENT FAILURE (IATA CODES 41-48)	OPERATIONS, CREW (IATA CODES 61-69)	REACTIONARY REASONS (IATA CODES 91-96)	AIRPORT FACILITIES (IATA CODES 87,89)	AIRPORT SECURITY (IATA CODE 85)	DESTINATION AIRPORT BELOW MINIMA (IATA CODE 72)	DEPARTURE AERODROME BELOW MINIMA (IATA CODE 71)	ATFM (IATA CODES 81-84)	
AI	45	37	8	82%	18%	-	-	-	-	-	-	-	-	-	-	-
G8	45	43	2	96%	4%	-	-	-	-	-	-	-	-	-	-	-
6E	161	152	9	94%	6%	-	-	-	-	-	-	-	-	-	-	-
I5	0	0	0	0%	0%	-	-	-	-	-	-	-	-	-	-	-
SG	92	83	9	90%	10%	-	-	-	-	-	-	-	-	-	-	-
UK	30	27	3	90%	10%	-	-	-	-	-	-	-	-	-	-	-
2T	5	4	1	80%	20%	-	-	-	-	-	-	-	-	-	-	-
OG	5	3	2	60%	40%	-	-	-	-	-	-	-	-	-	-	-
	383	349	34	91%	9%											



Delay Percentage

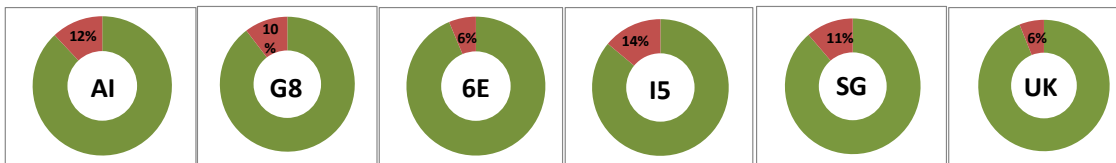
JUNE 2020 DEPARTURES (1500 - 2300)

AIRLINES	TOTAL DEPARTURES	FLIGHTS ON TIME (STD + 15 min)	FLIGHTS DELAYED (STD + MORE THAN 15 Min)	% ON TIME	% DELAYED	NUMBER OF FLIGHTS DELAYED DUE TO										TOTAL DEPARTURES	
						AIRLINES					AIRPORT		WEATHER		ATC		
						PASSENGER & BAGGAGE HANDLING (IATA CODES 11-18)	AIRCRAFT & RAMP HANDLING (IATA CODES 31-39)	TECHNICAL, AUTOMATED EQUIPMENT FAILURE (IATA CODES 41-48)	OPERATIONS, CREW (IATA CODES 61-69)	REACTIONARY REASONS (IATA CODES 91-96)	AIRPORT FACILITIES (IATA CODES 87,89)	AIRPORT SECURITY (IATA CODE 85)	DESTINATION AIRPORT BELOW MINIMA (IATA CODE 72)	DEPARTURE AERODROME BELOW MINIMA (IATA CODE 71)	ATFM (IATA CODES 81-84)		
AI	47	39	8	83%	17%	0.00	0.00	0.00	3.00	5.00	0.00	0.00	0.00	0.00	0.00	0.00	8
G8	0	0	0	0%	0%	0.00	0.00	0.00	0.00	0.00	0.00	0.00	0.00	0.00	0.00	0.00	0
6E	96	92	4	96%	4%	0.00	0.00	0.00	2.00	1.00	0.00	1.00	0.00	0.00	0.00	0.00	4
I5	26	25	1	96%	4%	0.00	0.00	0.00	1.00	0.00	0.00	0.00	0.00	0.00	0.00	0.00	1
SG	18	15	3	83%	17%	0.00	0.00	0.00	0.00	3.00	0.00	0.00	0.00	0.00	0.00	0.00	3
UK	3	3	0	100%	0%	0.00	0.00	0.00	0.00	0.00	0.00	0.00	0.00	0.00	0.00	0.00	0
OG	5	4	1	80%	20%	0.00	0.00	0.00	0.00	1.00	0.00	0.00	0.00	0.00	0.00	0.00	1
	195	178	17	91%	9%												



JUNE 2020 ARRIVALS (1500 - 2300)

AIRLINES	TOTAL ARRIVALS	FLIGHTS ON TIME (STA + 15 min)	FLIGHTS DELAYED (STA + MORE THAN 15 Min)	% ON TIME	% DELAYED	NUMBER OF FLIGHTS DELAYED DUE TO										TOTAL ARRIVAL	
						AIRLINES					AIRPORT		WEATHER		ATC		
						PASSENGER & BAGGAGE HANDLING (IATA CODES 11-18)	AIRCRAFT & RAMP HANDLING (IATA CODES 31-39)	TECHNICAL, AUTOMATED EQUIPMENT FAILURE (IATA CODES 41-48)	OPERATIONS, CREW (IATA CODES 61-69)	REACTIONARY REASONS (IATA CODES 91-96)	AIRPORT FACILITIES (IATA CODES 87,89)	AIRPORT SECURITY (IATA CODE 85)	DESTINATION AIRPORT BELOW MINIMA (IATA CODE 72)	DEPARTURE AERODROME BELOW MINIMA (IATA CODE 71)	ATFM (IATA CODES 81-84)		
AI	50	44	6	88%	12%	-	-	-	-	-	-	-	-	-	-	-	-
G8	77	69	8	90%	10%	-	-	-	-	-	-	-	-	-	-	-	-
6E	222	208	14	94%	6%	-	-	-	-	-	-	-	-	-	-	-	-
I5	43	37	6	86%	14%	-	-	-	-	-	-	-	-	-	-	-	-
SG	124	110	14	89%	11%	-	-	-	-	-	-	-	-	-	-	-	-
UK	33	31	2	94%	6%	-	-	-	-	-	-	-	-	-	-	-	-
2T	0	0	0	0%	0%	-	-	-	-	-	-	-	-	-	-	-	-
	549	499	50	91%	9%												



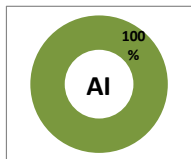
Delay Percentage

JUNE 2020 DEPARTURES (2300 - 0300)

AIRLINES	TOTAL DEPARTURES	FLIGHTS ON TIME (STD + 15 min)	FLIGHTS DELAYED (STD + MORE THAN 15 Min)	% ON TIME	% DELAYED	NUMBER OF FLIGHTS DELAYED DUE TO										TOTAL DEPARTURES	
						AIRLINES					AIRPORT		WEATHER		ATC		
						PASSENGER & BAGGAGE HANDLING (IATA CODES 11-18)	AIRCRAFT & RAMP HANDLING (IATA CODES 31-39)	TECHNICAL, AUTOMATED EQUIPMENT FAILURE (IATA CODES 41-48)	OPERATIONS, CREW (IATA CODES 61-69)	REACTIONARY REASONS (IATA CODES 91-96)	AIRPORT FACILITIES (IATA CODES 87,89)	AIRPORT SECURITY (IATA CODE 85)	DESTINATION AIRPORT BELOW MINIMA (IATA CODE 72)	DEPARTURE AERODROME BELOW MINIMA (IATA CODE 71)	ATFM (IATA CODES 81-84)		
AI	0	0	0	0%	0%	0	0	0	0	0	0	0	0	0	0	0	0
G8	0	0	0	0%	0%	0	0	0	0	0	0	0	0	0	0	0	0
6E	0	0	0	0%	0%	0	0	0	0	0	0	0	0	0	0	0	0
I5	0	0	0	0%	0%	0	0	0	0	0	0	0	0	0	0	0	0
SG	0	0	0	0%	0%	0	0	0	0	0	0	0	0	0	0	0	0
UK	0	0	0	0%	0%	0	0	0	0	0	0	0	0	0	0	0	0
2T	0	0	0	0%	0%	0	0	0	0	0	0	0	0	0	0	0	0
	0	0	0	0%	0%												

JUNE 2020 ARRIVALS (2300 - 0300)

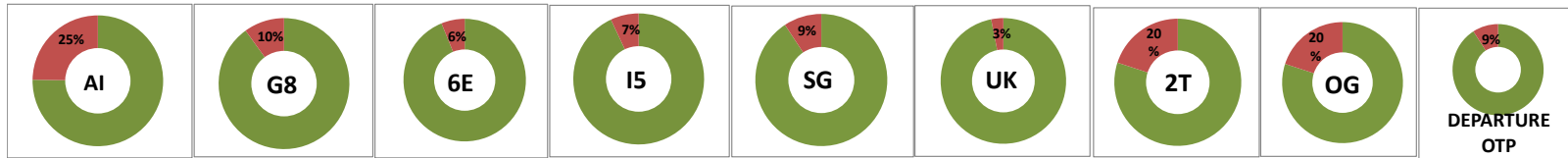
AIRLINES	TOTAL ARRIVALS	FLIGHTS ON TIME (STA + 15 min)	FLIGHTS DELAYED (STA + MORE THAN 15 Min)	% ON TIME	% DELAYED	NUMBER OF FLIGHTS DELAYED DUE TO										TOTAL ARRIVAL	
						AIRLINES					AIRPORT		WEATHER		ATC		
						PASSENGER & BAGGAGE HANDLING (IATA CODES 11-18)	AIRCRAFT & RAMP HANDLING (IATA CODES 31-39)	TECHNICAL, AUTOMATED EQUIPMENT FAILURE (IATA CODES 41-48)	OPERATIONS, CREW (IATA CODES 61-69)	REACTIONARY REASONS (IATA CODES 91-96)	AIRPORT FACILITIES (IATA CODES 87,89)	AIRPORT SECURITY (IATA CODE 85)	DESTINATION AIRPORT BELOW MINIMA (IATA CODE 72)	DEPARTURE AERODROME BELOW MINIMA (IATA CODE 71)	ATFM (IATA CODES 81-84)		
AI	2	2	0	100%	0%	-	-	-	-	-	-	-	-	-	-	-	-
G8	0	0	0	0%	0%	-	-	-	-	-	-	-	-	-	-	-	-
6E	0	0	0	0%	0%	-	-	-	-	-	-	-	-	-	-	-	-
I5	0	0	0	0%	0%	-	-	-	-	-	-	-	-	-	-	-	-
SG	0	0	0	0%	0%	-	-	-	-	-	-	-	-	-	-	-	-
UK	0	0	0	0%	0%	-	-	-	-	-	-	-	-	-	-	-	-
2T	0	0	0	0%	0%	-	-	-	-	-	-	-	-	-	-	-	-
	2	2	0	100%	0%												



Delay Percentage

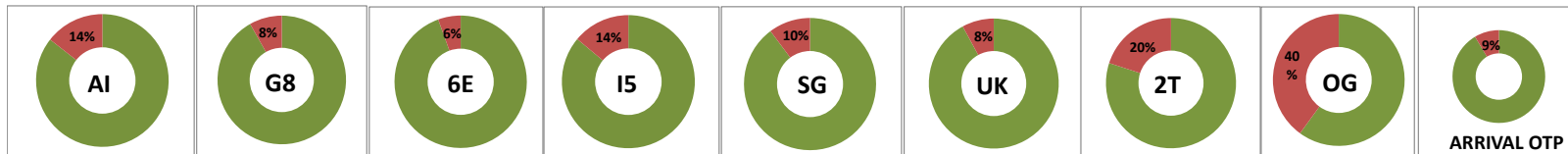
JUNE 2020 DEPARTURES

AIRLINES	TOTAL DEPARTURES	FLIGHTS ON TIME (STD + 15 min)	FLIGHTS DELAYED (STD + MORE THAN 15 Min)	% ON TIME	% DELAYED	NUMBER OF FLIGHTS DELAYED DUE TO										TOTAL DEPARTURES
						AIRLINES					AIRPORT		WEATHER		ATC	
						PASSENGER & BAGGAGE HANDLING (IATA CODES 11-18)	AIRCRAFT & RAMP HANDLING (IATA CODES 31-39)	TECHNICAL, AUTOMATED EQUIPMENT FAILURE (IATA CODES 41-48)	OPERATIONS, CREW (IATA CODES 61-69)	REACTIONARY REASONS (IATA CODES 91-96)	AIRPORT FACILITIES (IATA CODES 87,89)	AIRPORT SECURITY (IATA CODE 85)	DESTINATION AIRPORT BELOW MINIMA (IATA CODE 72)	DEPARTURE AERODROME BELOW MINIMA (IATA CODE 71)	ATFM (IATA CODES 81-84)	
AI	93	70	23	75%	25%	0.00	0.00	1.00	7.00	11.00	0.00	0.00	4.00	0.00	0.00	23
G8	120	108	12	90%	10%	0.00	0.00	0.00	0.00	12.00	0.00	0.00	0.00	0.00	0.00	12
6E	420	394	26	94%	6%	1.00	1.00	0.00	10.00	8.00	5.00	1.00	0.00	0.00	0.00	26
I5	43	40	3	93%	7%	0.00	0.00	0.00	1.00	2.00	0.00	0.00	0.00	0.00	0.00	3
SG	226	205	21	91%	9%	5.00	1.00	1.00	3.00	9.00	0.00	1.00	0.00	0.00	1.00	21
UK	64	62	2	97%	3%	0.00	0.00	0.00	1.00	1.00	0.00	0.00	0.00	0.00	0.00	2
2T	5	4	1	80%	20%	0.00	0.00	0.00	0.00	1.00	0.00	0.00	0.00	0.00	0.00	1
OG	5	4	1	80%	20%	0.00	0.00	0.00	0.00	1.00	0.00	0.00	0.00	0.00	0.00	1
	976	887	89	91%	9%											



JUNE 2020 ARRIVALS

AIRLINES	TOTAL ARRIVALS	FLIGHTS ON TIME (STA + 15 min)	FLIGHTS DELAYED (STA + MORE THAN 15 Min)	% ON TIME	% DELAYED	NUMBER OF FLIGHTS DELAYED DUE TO										TOTAL ARRIVAL
						AIRLINES					AIRPORT		WEATHER		ATC	
						PASSENGER & BAGGAGE HANDLING (IATA CODES 11-18)	AIRCRAFT & RAMP HANDLING (IATA CODES 31-39)	TECHNICAL, AUTOMATED EQUIPMENT FAILURE (IATA CODES 41-48)	OPERATIONS, CREW (IATA CODES 61-69)	REACTIONARY REASONS (IATA CODES 91-96)	AIRPORT FACILITIES (IATA CODES 87,89)	AIRPORT SECURITY (IATA CODE 85)	DESTINATION AIRPORT BELOW MINIMA (IATA CODE 72)	DEPARTURE AERODROME BELOW MINIMA (IATA CODE 71)	ATFM (IATA CODES 81-84)	
AI	97	83	14	86%	14%	-	-	-	-	-	-	-	-	-	-	-
G8	122	112	10	92%	8%	-	-	-	-	-	-	-	-	-	-	-
6E	417	394	23	94%	6%	-	-	-	-	-	-	-	-	-	-	-
I5	43	37	6	86%	14%	-	-	-	-	-	-	-	-	-	-	-
SG	225	202	23	90%	10%	-	-	-	-	-	-	-	-	-	-	-
UK	63	58	5	92%	8%	-	-	-	-	-	-	-	-	-	-	-
2T	5	4	1	80%	20%	-	-	-	-	-	-	-	-	-	-	-
OG	5	3	2	60%	40%	-	-	-	-	-	-	-	-	-	-	-
	977	893	84	91%	9%											



Delay Percentage

Note: 1)91% OTP includes Non Airport Factors
2)100% OTP is After excluding Non Airport Factors